

Submitting Google Drive Assignments Into Google Classroom

Under the tab titled “Classwork” you will find a list of all of the assignments that have been assigned to the class. To view assignment or submit an assignment, click on the correct assignment from the list.

 Career Connection with Jeff Gettle	Due Oct 9
 Warm Up 10/7 - 11	Due Tomorrow
 Warm Up 9/30 - 10/4	Due Oct 4
 Warm Up 9/23-26	Due Sep 26

Google Docs

Getting to Know You

Posted 8:37 AM (Edited 9:20 AM)

Create a new Google Doc that tells me things about yourself that you would like me to know. Include some of the following:

- Family (Pets, siblings, parents, guardians, etc)
- Interests (sports, hunting, computers, etc.)
- Future Goals
- Favorite Things
- Your Birthday
- What you would like to get out of this class
- Anything else you would like me to know

On this document you MUST include the following!

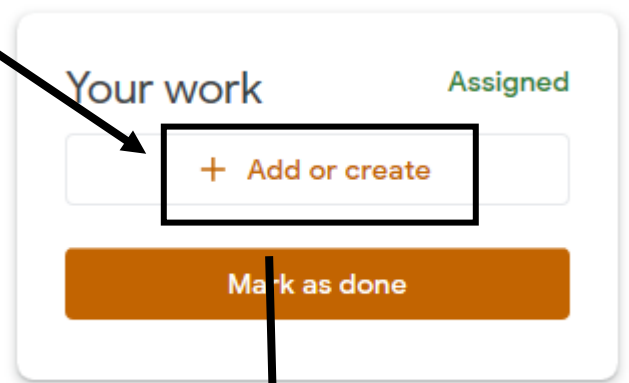
- Creativity
- Complete sentences
- 3 Paragraphs with 3-5 Sentences
- Color
- Picture (no more than 3)
- Fun Word Art

[View Assignment](#)

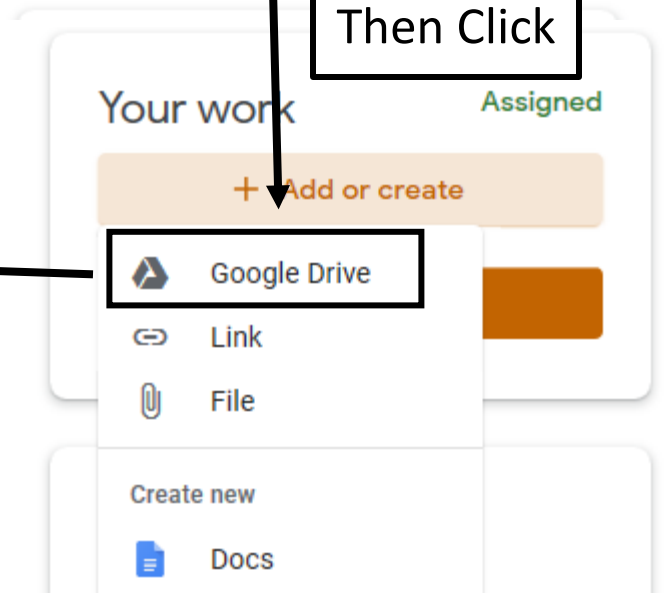
To go to the
Turn in Page
Click Here

On the right-hand side will be this box. This is where you will attach your work for submittal. Follow these steps to submit your work into Google Classroom.

Click



Then Click

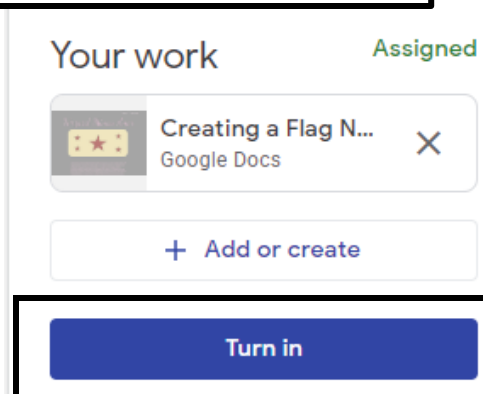


Click on the Assignment that you are turning in out of the pop-up box.

Then click Add

Add

It will then bring you back to this screen. You will need to click on the "Turn in" box



That's It! Your assignment is now in the teacher's que for grading.